REV	ECN	CONTENT	CHECK	DATE
V0.0		ORIGINAL	FZY	2016.10.07
V1.0		arrange the drawing	LJ	2018.11.03

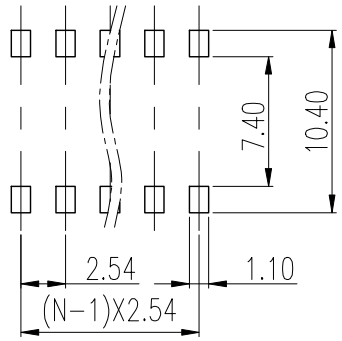

PCB LAYOUT

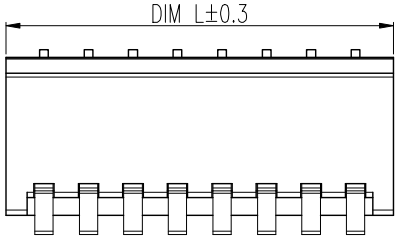

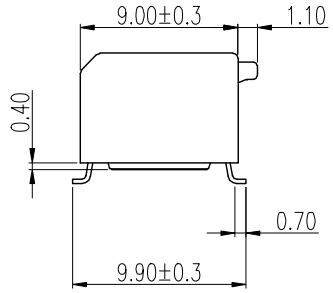

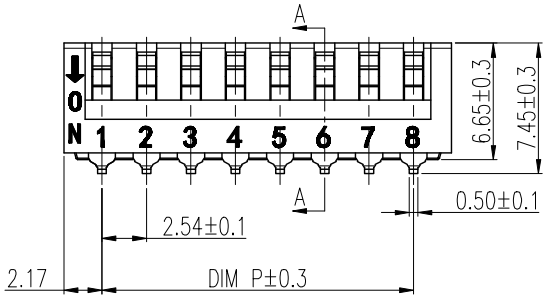

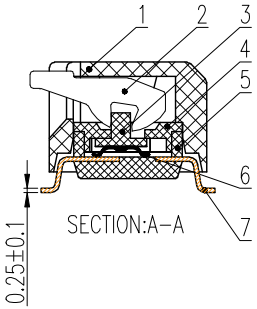

SPECIFICATION:

1. **Rating:**
   - **Switching: 25mA, 24VDC**
   - **Non-Switching: 100mA, 50VDC**
2. **Contact Resistance:**
   - **Initial: 50mΩ max**
   - **After Life Test: 100mΩ max**
3. **Insulation Resistanct:100MΩ min/500 VDC**
4. **Withstand Voltage:500VAC for 1 minute**
5. **Operation Force:800g max**
6. **Mechanical Life:min 2000 cycles**
7. **Electrical Life:min 1000 cycles/25mA, 24VDC**
8. **Operation Temperature: -40℃～+85℃**
9. **Storage Temperature: -40℃～+85℃**
10. **RoHS Compliance**

SOLDERING INFORMATION:
Reflow Soldering: 260℃(Peak Temperature), 240℃~260℃,20S max
Manual Soldering: 30W iron,320±5℃, 3S max
Keep in "off" position during soldering

ITEM	NAME OF PART	NO. OF PART	Q'TY	MATERIAL	NOTE
7	PIN	XXXX	2P	COPPY ALLOY	Au plated
6	SPRING	XXXX	P	COPPY ALLOY	Au plated
5	BASE	XXXX	1	THERMOPLASTIC	UL94-V0
4	COVER	XXXX	1	THERMOPLASTIC	UL94-V0
3	ACTUATOR 2	XXXX	P	THERMOPLASTIC	UL94-V0
2	ACTUATOR 1	XXXX	P	THERMOPLASTIC	UL94-V0
1	HOUSING	XXXX	1	THERMOPLASTIC	UL94-V0

APP.		DATE		NAME	KF1037B-XXP-XX-XXX-XXX		
CHK.		DATE					
DWG.		DATE		DWGNO.	W20002092		
UNITS	MM	SCALE	1:1	SHEET	1/1	PROJECTION-METHOD	

HOW TO ORDER

KF1037 B- XX P- XX -XXXX

- KF1037: Series
- B: SMD
- XX: Positions
- XX: Specical number
- XXXX: 00: Tube, TR:Tape&Reel

SCHEMATIC

(1,2,3,4,5,6,7,8POS AVAIL)

Poles	Dim P	Dim L
1P	—	4.34
2P	2.54	6.88
3P	5.08	9.42
4P	7.62	11.96
5P	10.16	14.50
6P	12.70	17.04
7P	15.24	19.58
8P	17.78	22.12
9P	20.32	24.66
10P	22.86	27.20
11P	25.40	29.74
12P	27.94	32.28

General tolerance in mm						radii and chamfers			shorter angle side			⌯	— //		
over 0.5 to 3	over 3 to 6	over 6 to 30	over 30 to 120	over 120 to 400	over 400 to 1000	over 0.5 to 3	over 3 to 6	over 6	up to 10	over 10 to 50	over 50 to 120	all	over 0 to 100	over 100 to 150	over 150
±0.15	±0.2	±0.25	±0.3	±0.5	±0.8	±0.2	±0.5	±1.0	±1°	±30′	±20′	0.5	0.2	0.3	0.5

DFF® 慈溪市凯峰电子有限公司
CIXI KAIFENG ELECTRONICS CO.,LTD