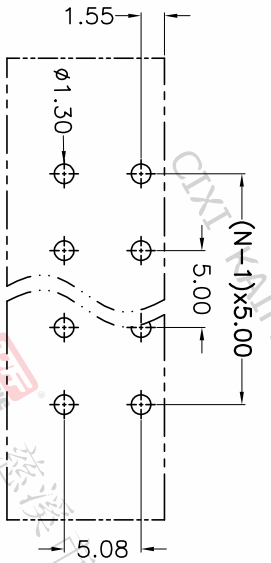
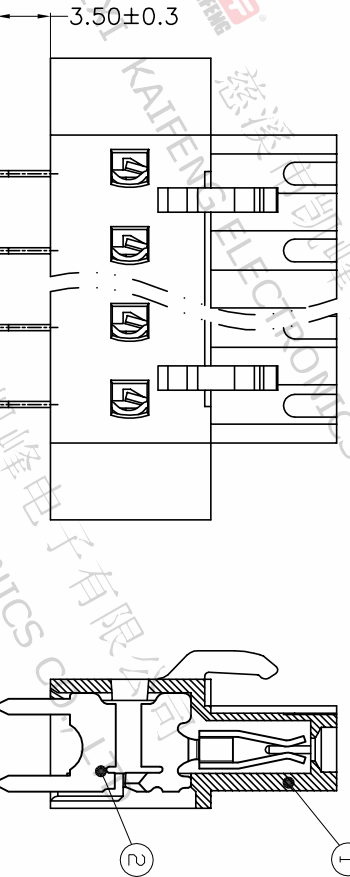
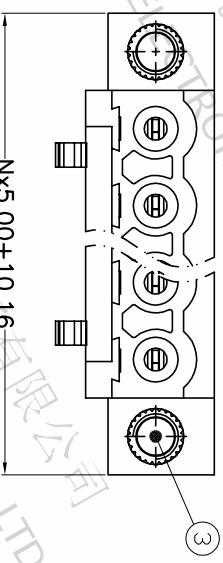


REV.	DESCRIPTION	DATE	DRAFTER	APPROVER
A1	DWG.REL	2020.5.20	ZHANG	JIN



P.C.B. LAYOUT

Pitch range	Nominal dimension range	PROJECTION
>0	>0	0.1/10
>6	>10	0.1/10
~	~	~
10	24	~
~	~	~
30	60	~
~	~	~
±0.15	±0.20	±2°
±0.30	±0.30	±2°
±0.50	±0.50	±2°
±0.70	±1.00	±2°
±1.30	±1.30	±2°

DRAWING TYPE	CUSTOMER DRAWING
SCALE	1:1
SHEET	1 OF 1
DRAWING NO.	W10001902

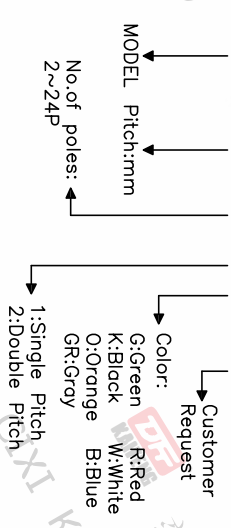
- Material  
 ØHousing : PA66, UL94V-0  
 ØPin header : Copper alloy, Ag plated  
 ØNut : M2.5, Brass

- Electrical UL IEC  
 Rated voltage : 300V 320V  
 Rated current : 15A 20A  
 Contact resistance : 20mΩ(Max)  
 Insulation resistance: 500MΩ/DC500V  
 Withstanding Voltage : AC2000V/1min

- Mechanical  
 Operating temperature: -40°C~+105°C  
 Soldering temperature: 250°C±5/5sec

- RoHS compliance

HOW TO ORDER  
 KF2EFVM-5.0-XXP-1 X-XXXXX



TITLE	PROJECTION	UNIT	SHEET SIZE	SERIES
KF2EFVM-5.0-XXP-1X	UNIT	mm	A4	KF2EFVM

**DF** 慈溪市凯峰电子有限公司  
 CIXI KAIFENG ELECTRONICS CO.,LTD